

SMOOTH TOP & RIBBED SIDES

58-400-73 S



Specifications:

DIAMETER 58 mm
THREAD PROFILE 400
NECK FINISH 58-400
CLOSURE TOP Smooth
CLOSURE SIDEWALL Fine Ribbed
MATERIAL PP, PCR PP

PACKAGING & FREIGHT INFORMATION

PACK TYPE	PCS/CTN	CTNS/PALT	PCS/PALT	CTN WT*	PALT WT*	FRT CLASS
Bulk	1,850	15	27,750	24 ⁽¹⁾	364 ⁽¹⁾	125 ⁽¹⁾
Bulk	1,850	15	27,750	28 ⁽²⁾	424 ⁽²⁾	100 ⁽²⁾
CARTON DIMENSIONS: 24 x 16 x 15		PALLET DIMENSIONS: 48 x 40 x 50				

(1) Unlined Closures (2) Lined Closures *Approximate

MARKETS

Food, Personal Care & Cosmetics, Dressings & Sauces, Pharmaceuticals, Nutraceuticals, Dairy Products, Medical Products.

OPTIONS

Available in white, standard, and custom colors. Can be lined with a wide variety of liner systems including SureSeal (foam), pressure sensitive and heat induction (foil) liners. Offset printing available in up to four colors. Multiple PCR materials available with food-contact and non-food options up to 100% PCR content.

CLOSURE BENEFITS

- A great general-purpose closure
- Fine-ribbed sides are easier to grip
- Popular for vitamins and nutraceuticals
- Stocked in white (colors available)

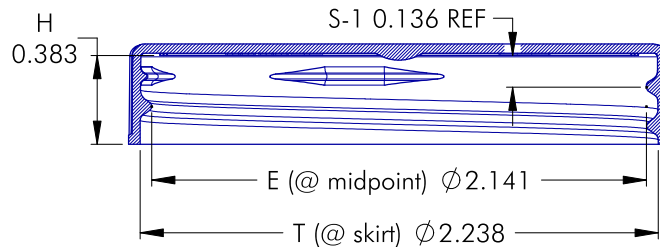
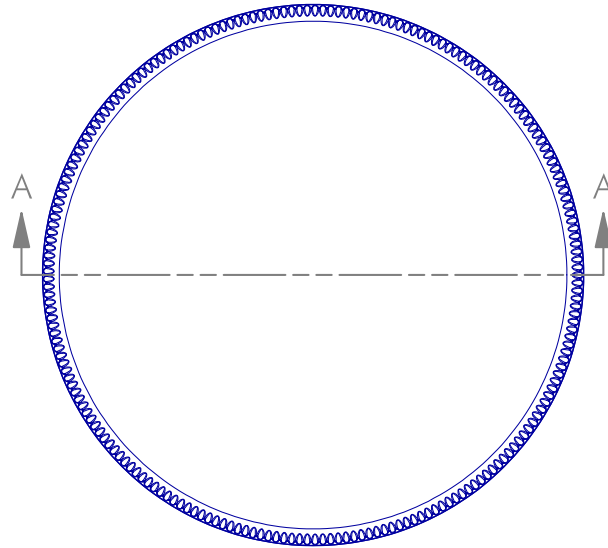
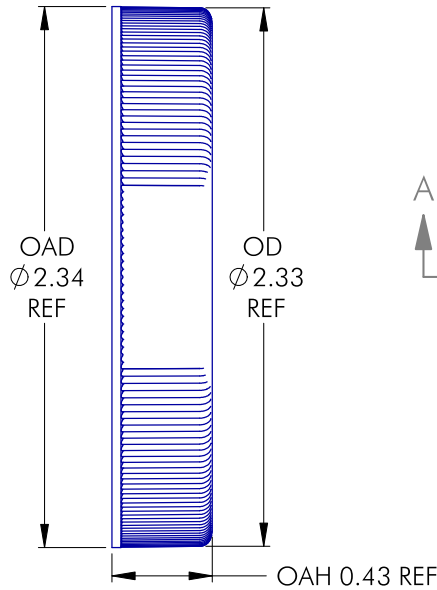


PHXPKG.COM

P 630 420 4750 E greatpkg@phxpkg.com
 975 Meridian Lake Drive • Aurora, IL 60504

SMOOTH TOP & RIBBED SIDES

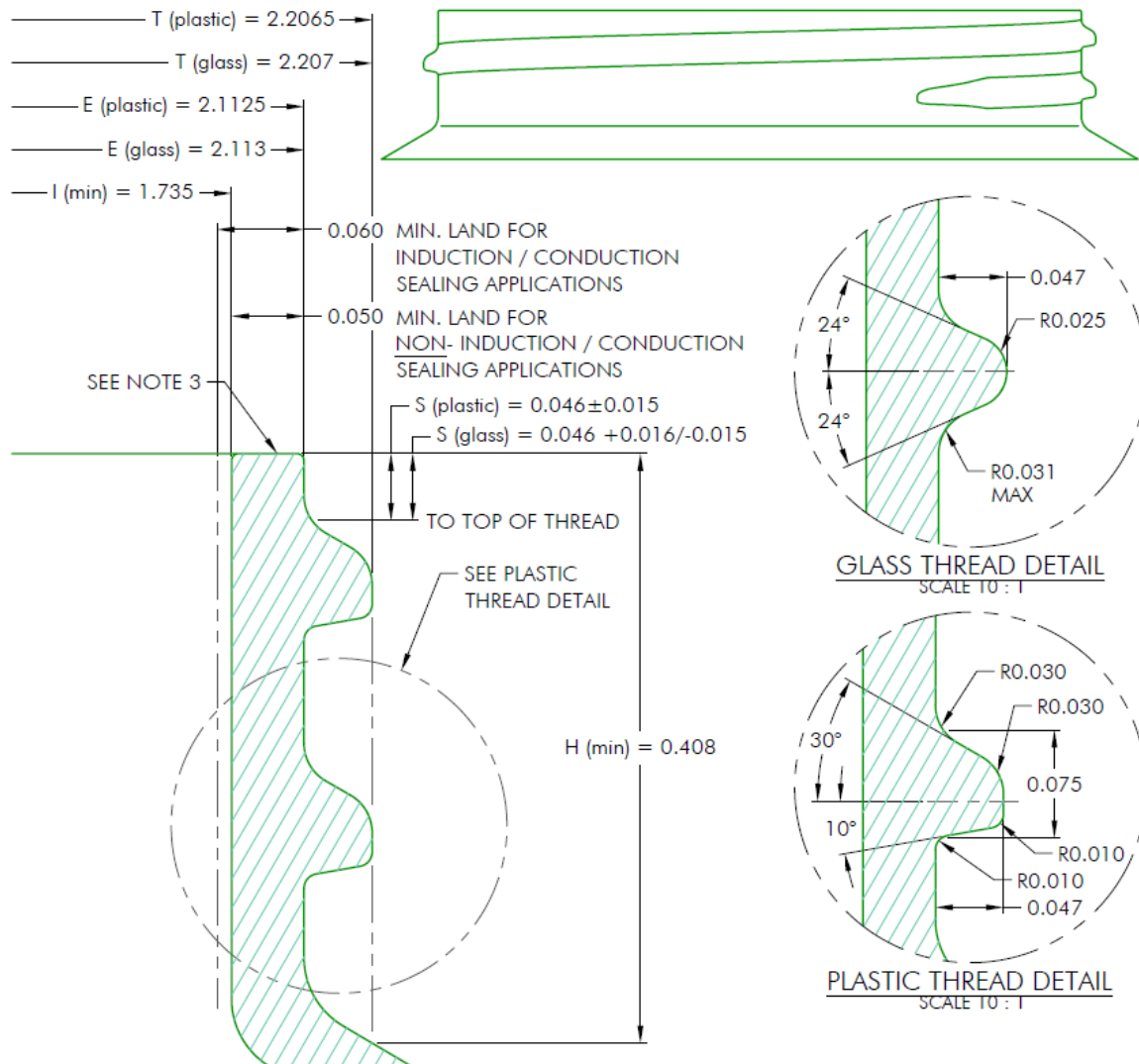
58-400-73 S



NOTES: (UNLESS OTHERWISE SPECIFIED) 1. ALL DIMENSIONS ARE IN INCHES. 2. SEE CHART FOR DIMENSIONAL TOLERANCE.				0	03.09.22	INITIAL RELEASE	RJP	
				REV	DATE	DESCRIPTION	BY	
THIS OR FACSIMILE THEREOF IS THE EXCLUSIVE PROPERTY OF PHOENIX AND MAY NOT BE REPRODUCED WITHOUT THE EXPRESSED WRITTEN CONSENT OF PHOENIX. SOME OR ALL OF THE ITEMS DEPICTED ON THIS DRAWING MAY BE COVERED BY CURRENT PATENTS OR PATENTS APPLIED FOR BY PHOENIX.				TOLERANCE	PITCH/TPI .167 / 6	TURNS 1-1/16	MAT'L PP	
				.X ± 0.1	DRAWN RJP	DATE 03.09.22	SCALE 3 : 2	REV
				.XX ± 0.02	058 - 400 - 73 S			0
				.XXX ± 0.010				

SMOOTH TOP & RIBBED SIDES

58-400-73 S



- NOTES: (UNLESS OTHERWISE SPECIFIED)
1. ALL DIMENSIONS ARE IN INCHES.
 2. TOLERANCE ON ALL DIMENSIONS GIVEN BY CHART.
 3. UNEVEN LAND CONDITIONS (SADDLES, SLOPES OR DIPS) WILL ADVERSELY AFFECT CLOSURE FIT & SEAL.

MATERIAL	TOLERANCE
PP / PE	± 0.0175
PET	± 0.008
GLASS	$+0.017 / -0.018$

NOTES: (UNLESS OTHERWISE SPECIFIED)		0	06.19.00	Released	BZ		
1. ALL DIMENSIONS ARE IN INCHES. 2. SEE CHART FOR DIMENSIONAL TOLERANCE.		REV	DATE	DESCRIPTION	BY		
THIS OR FACSIMILE THEREOF IS THE EXCLUSIVE PROPERTY OF PHOENIX AND MAY NOT BE REPRODUCED WITHOUT THE EXPRESSED WRITTEN CONSENT OF PHOENIX. SOME OR ALL OF THE ITEMS DEPICTED ON THIS DRAWING MAY BE COVERED BY CURRENT PATENTS OR PATENTS APPLIED FOR BY PHOENIX.		TOLERANCE	PITCH/TPI .167 / 6		URNS 1-1/8	MAT'L Per Chart	
		.X ± 0.1	DRAWN	BEZ	DATE	06.19.00	SCALE 10 : 1
		.XX ± 0.02	58 - 400 - FINISH				REV
		.XXX ± 0.010					0