

SHALLOW SKIRTED CLOSURES

58-400-6213 S



Specifications:

DIAMETER 58 mm
THREAD PROFILE 400
NECK FINISH 58-400
CLOSURE TOP Stipple
CLOSURE SIDEWALL Fine Ribbed
MATERIAL PP

PACKAGING & FREIGHT INFORMATION

PACK TYPE	PCS/CTN	CTNS/PALT	PCS/PALT	CTN WT*	PALT WT*	FRT CLASS
Bulk	1,650	15	24,750	30 ⁽¹⁾	417 ⁽¹⁾	125 ⁽¹⁾
Bulk	1,650	15	24,750	TBD ⁽²⁾	TBD ⁽²⁾	TBD ⁽²⁾
CARTON DIMENSIONS: 24 x 16 x 15			PALLET DIMENSIONS: 48 x 40 x 50			

(1) Unlined Closures (2) Lined Closures *Approximate

MARKETS

Industrial, and Medical Products, Dressings & Sauces, Food, Food Service, Personal Care & Cosmetics, Pharmaceuticals, Nutraceuticals, Non-Dairy Creamer and Soup Base.

OPTIONS

Available in white, standard, and custom colors.
Liners can be cut with pull-tab easy-open feature.
Can be embossed/debossed with custom message.
Offset printing is available in up to three colors.

CLOSURE BENEFITS

- A great general-purpose closure
- Fine-ribbed sides are easier to grip
- Our most popular closure style



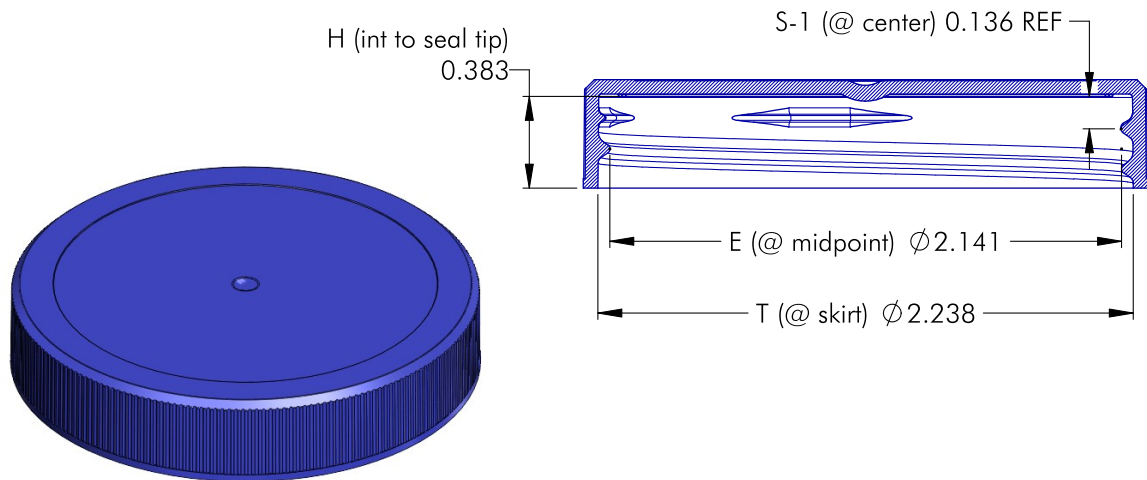
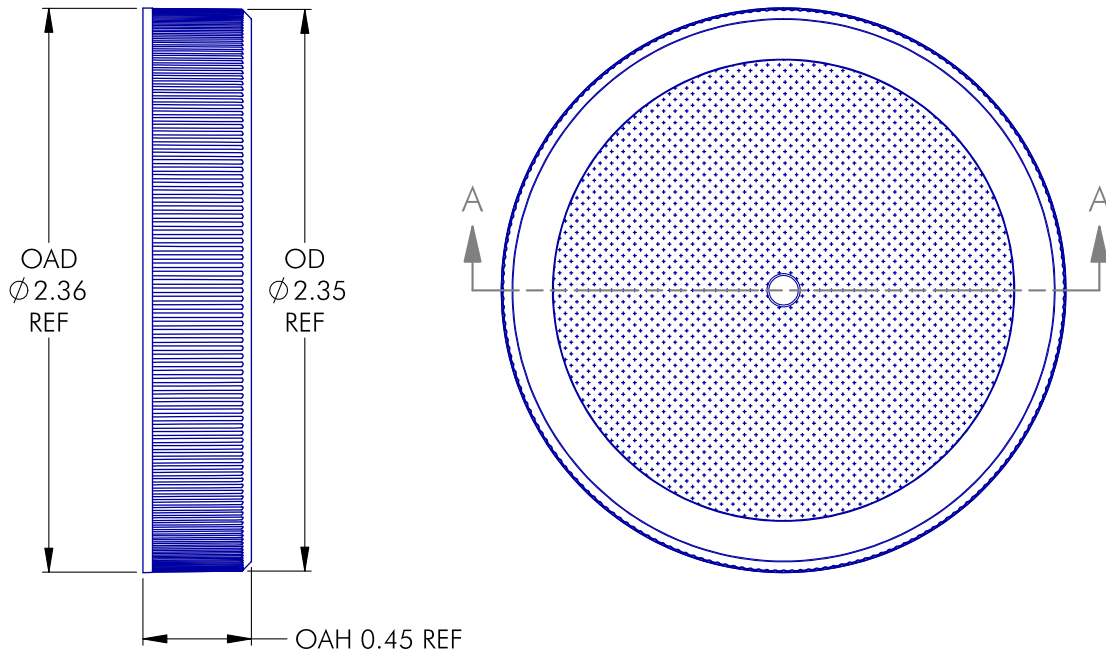
PHOENIX™

PHXPKG.COM

P 630 420 4750 E greatpkg@phxpkg.com
975 Meridian Lake Drive • Aurora, IL 60504

SHALLOW SKIRTED CLOSURES

58-400-6213 S



<p>NOTES: (UNLESS OTHERWISE SPECIFIED) 1. ALL DIMENSIONS ARE IN INCHES. 2. SEE CHART FOR DIMENSIONAL TOLERANCE.</p> <p>THIS OR FACSIMILE THEREOF IS THE EXCLUSIVE PROPERTY OF PHOENIX AND MAY NOT BE REPRODUCED WITHOUT THE EXPRESSED WRITTEN CONSENT OF PHOENIX. SOME OR ALL OF THE ITEMS DEPICTED ON THIS DRAWING MAY BE COVERED BY CURRENT PATENTS OR PATENTS APPLIED FOR BY PHOENIX.</p>	0	03.09.22	INITIAL RELEASE			RJP	
	REV	DATE	DESCRIPTION			BY	
	TOLERANCE	PITCH/TPI .167 / 6		URNS	1-1/16	MAT'L PP	
	.X ±0.1	DRAWN	RJP	DATE	03.09.22	SCALE 3 : 2	REV
	.XX ±0.02	058 - 400 - 6213 S					0
.XXX ±0.010							

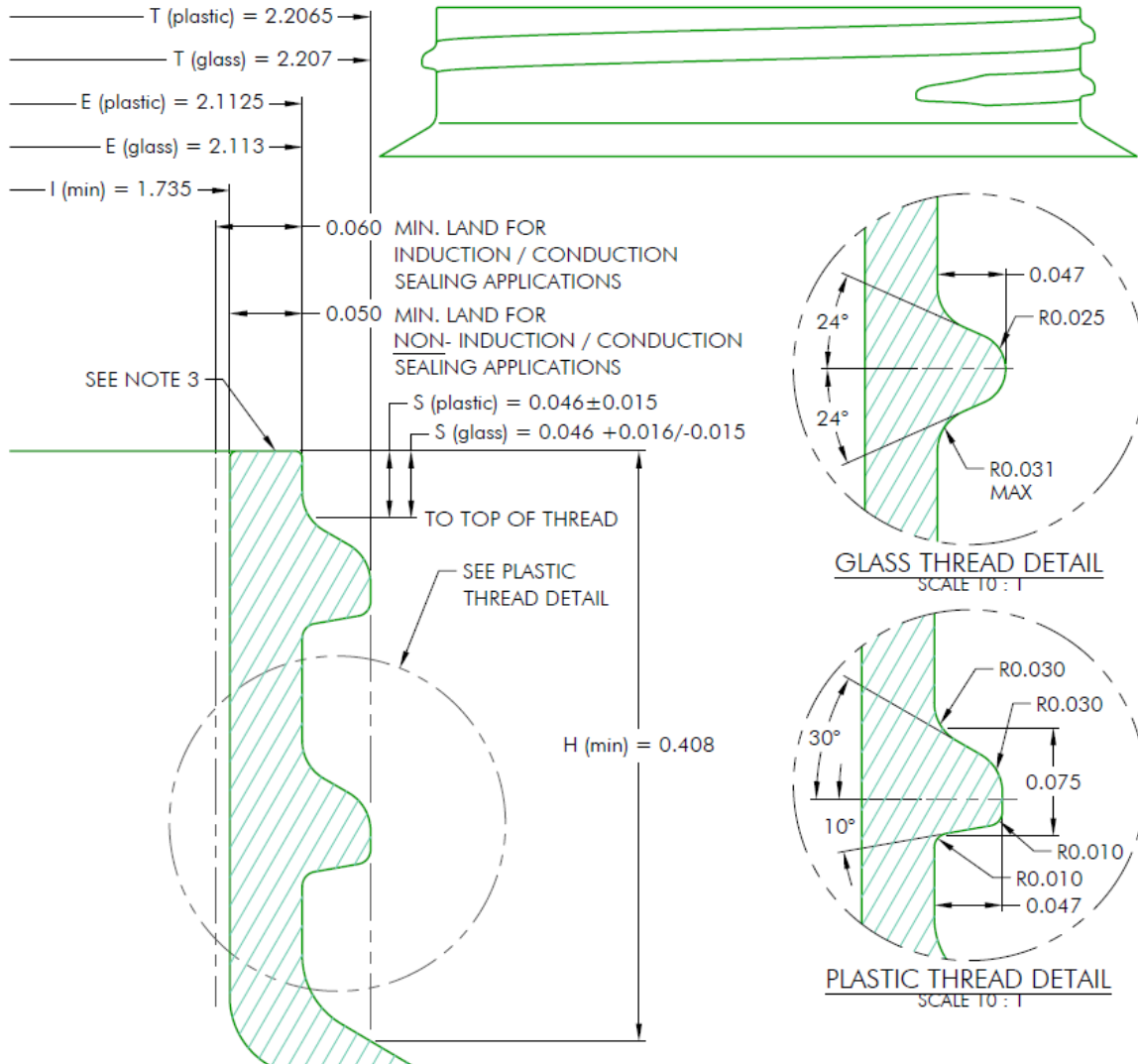


PHXPKG.COM

P 630 420 4750 E greatpkg@phxpkg.com
 975 Meridian Lake Drive • Aurora, IL 60504

SHALLOW SKIRTED CLOSURES

58-400-6213 S



- NOTES: (UNLESS OTHERWISE SPECIFIED)
1. ALL DIMENSIONS ARE IN INCHES.
 2. TOLERANCE ON ALL DIMENSIONS GIVEN BY CHART.
 3. UNEVEN LAND CONDITIONS (SADDLES, SLOPES OR DIPS) WILL ADVERSELY AFFECT CLOSURE FIT & SEAL.

MATERIAL	TOLERANCE
PP / PE	± 0.0175
PET	± 0.008
GLASS	$+0.017 / -0.018$

NOTES: (UNLESS OTHERWISE SPECIFIED)	0	06.19.00	Released	BZ
1. ALL DIMENSIONS ARE IN INCHES.	REV	DATE	DESCRIPTION	BY
2. SEE CHART FOR DIMENSIONAL TOLERANCE.	TOLERANCE	PITCH/TPI	.167 / 6	TURNS 1-1/8
THIS OR FACSIMILE THEREOF IS THE EXCLUSIVE PROPERTY OF PHOENIX AND MAY NOT BE REPRODUCED WITHOUT THE EXPRESSED WRITTEN CONSENT OF PHOENIX. SOME OR ALL OF THE ITEMS DEPICTED ON THIS DRAWING MAY BE COVERED BY CURRENT PATENTS OR PATENTS APPLIED FOR BY PHOENIX.	.X	± 0.1	DRAWN BEZ	DATE 06.19.00
	.XX	± 0.02	SCALE 10 : 1	REV
	.XXX	± 0.010	58 - 400 - FINISH 0	



PHXPKG.COM

P 630 420 4750 E greatpkg@phxpkg.com
 975 Meridian Lake Drive • Aurora, IL 60504